

Rail Fence Variation

12 1/2" block finished

Most quilter's are familiar with the Disappearing Nine Patch block. This is a variation.

You will be using strips that are 1 1/2" wide.


Cut 2 light and 2 dark strips 1 1/2" wide X 26" long

Note: you can use 4 colours if desired. Cut your strips 1 1/2" W X 13" L or you can make it a scrappy by cutting strips that are 1 1/2" wide X 4 1/2" long


Sew the 4 strips together lengthways alternating light and dark strips


Press and cut into 9 equal sections, trimming to make blocks that are 4 1/2" X 4 1/2" square.

Sew the four squares together to make a 12 1/2" block



Cut the block in half, twice.





Turn the four sections until you get a layout that you like, sew sections together and repeat until you have the desired number of blocks for your project.